

Modular Multiples®


The Original Multiple Light Family of Fixtures

Apertures®

Recessed - Trimless - New/Old Work

These elegant, trimless fixtures are thoroughly flexible in application. Apertures® preformed panels are easily grouped in linear or nonlinear patterns of any length or diameter, giving architects and designers the ability to create artful, imaginative, and seamless ceiling patterns. Round, square, and rectangular apertures with patented accessories such as locking rings and shielding filter media systems are standard. Custom configurations available. Fixture dimensions vary with light type.

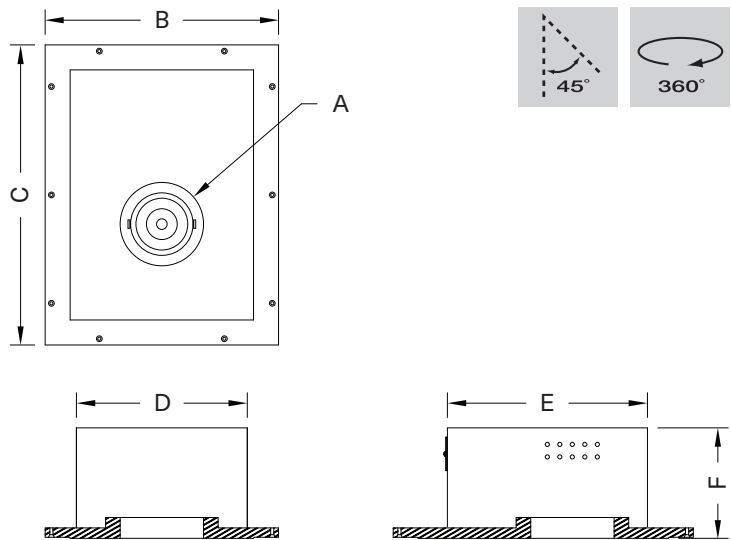
One Light Round Aperture



MAS-1-LEDDW-507-17-1830-1-TI-RD-AWNR-WH

Modular Multiples® Apertures® Series, one 7 watt LED modules, black housing, 1800°K - 3000°K, driver/transformer incorporated, round aperture, Lutron Athena Wireless Node-white configuration shown. Other configurations available.

[Download CSI drop-in spec template](#)



COMPATIBLE CEILING MATERIALS



| LIGHTS and DIMENSIONS | A | B | C | D | E | F | G |
|--|--------------|-----------------|--------------|------------------|--------------|------------------|-----------------|
| LEDDW-507, LEDDW-508, LEDDW-509, LEDDW-511 | Ø4" 102mm | 4-1/4" 108mm | 9" 229mm | 9-1/4" 235mm | 15" 381mm | 10-1/2" 267mm | 5-5/8" 143mm |
| LEDDW-713, LEDDW-719, LEDDW-726, LEDDW-730, LEDDW-936, LEDDW-940 | Ø5" 127mm | 5-1/4" 133mm | 12" 305mm | 12-1/4" 311mm | 18" 457mm | 12" 305mm | 5-5/8" 143mm |

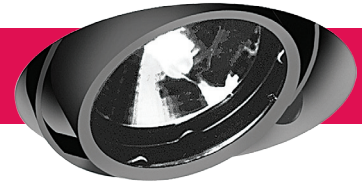
Above measurements shown with 45° of adjustability. Certain driver options may alter housing dimensions. Contact factory for more details.

Modular Multiples®

The Original Multiple Light Family of Fixtures

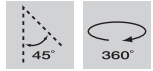
Apertures®

Recessed - Trimless - New/Old Work



- Configurations:**
- 1, 2, 3, 4 light sources standard.
 - Rectangular, round, and square apertures standard.
 - Standard throat depth of 1-1/4" (32mm).
 - Customization available.
-
- Housing:**
- Fabricated 18 gauge steel housing connected to preformed panel with tape edge on all sides that mates to 5/8" (16mm) drywall or plaster.
 - Available for airtight or IC rated applications.
-
- Finishes:**
- Housing and ring sets powder coated – white or black standard.
 - Custom colors available.
 - Stainless steel / satin nickel available.
 - Panel provided with a white primer finish.
-
- Electrical:**
- One driver/transformer incorporated per light source for multi-circuit wiring.
 - Phase, 0-10V, DALI-2, and DMX dimming options available. Consult factory for available driver options.
 - 120/277V available.
 - Listed to UL1598 standards.

[Download CSI drop-in spec template](#)



Light Sources: Dim-to-Warm LED Modules

| | | |
|--------------|--------------|--------------|
| LEDDW-507-17 | LEDDW-713-20 | LEDDW-936-30 |
| LEDDW-507-30 | LEDDW-713-30 | LEDDW-936-45 |
| LEDDW-507-40 | LEDDW-713-40 | LEDDW-936-55 |
| LEDDW-508-17 | LEDDW-713-55 | LEDDW-936-90 |
| LEDDW-508-30 | LEDDW-719-20 | LEDDW-940-30 |
| LEDDW-508-40 | LEDDW-719-30 | LEDDW-940-45 |
| LEDDW-509-17 | LEDDW-719-40 | LEDDW-940-55 |
| LEDDW-509-30 | LEDDW-719-55 | LEDDW-940-90 |
| LEDDW-509-40 | LEDDW-726-20 | |
| LEDDW-511-17 | LEDDW-726-30 | |
| LEDDW-511-30 | LEDDW-726-40 | |
| LEDDW-511-40 | LEDDW-726-55 | |
| | LEDDW-730-20 | |
| | LEDDW-730-30 | |
| | LEDDW-730-40 | |
| | LEDDW-730-55 | |

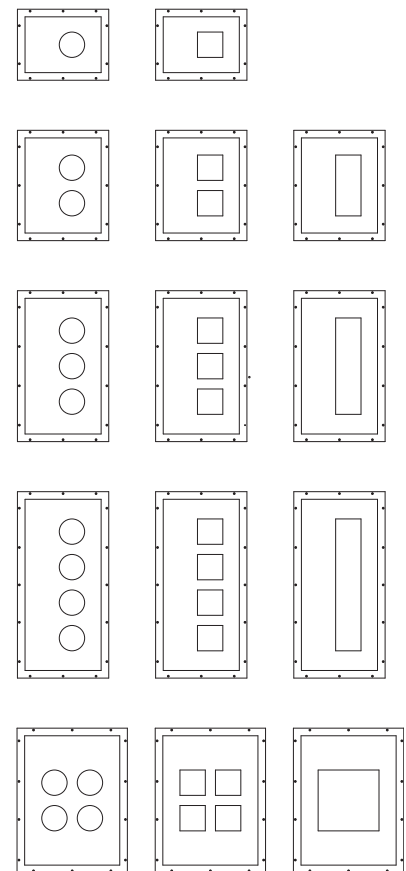
LED legacy light source replacements:

MR16 LED "dim-to-warm" (BLDDW) | AR111 LED "dim-to-warm" (DLDDW)

- Mounting:**
- Housings supported from above with 3/8" (9mm) all-thread rods.
 - Panels designed to be secured to ceiling framing structure via flat head screws through holes provided in tape edge.
-
- Options:**
- Patented aluminum ring sets and locking devices.
 - Pull down yokes.
 - Filter rings and shielding cylinders.
 - Filter media: up to two 1/8" (3mm) thick filter per light source.
 - Lutron Athena Wireless Node (white or black finish available).

Model # example: MAS-1-LEDDW-507-17-1830-1-TI-RD-AWNR-WH-AT-IC

- Housing: airtight (AT), insulation contact rated (IC)
- Lutron Athena Wireless Node: White (-AWNR-WH), Black (AWNR-BL)
- Aperture: rectangular (REC), round (RD), square (SQ)
- Driver/transformer incorporated (TI), primary voltage (PV)
- Color: white (1), black (2), chrome (4), stainless steel (6), custom (x)
- Kelvin temperature: 1800°K - 3000°K
- Light sources: see above list
- Number of light sources
- Modular Multiples® Apertures® Series



Modular Multiples®

The Original Multiple Light Family of Fixtures



Available LED Modules

| Model Number | Watts | Beam Angle | CRI | Lumens | Lumens per watt |
|--------------|-------|------------|-----|--------|-----------------|
| LEDDW-507-17 | 7 | 17° | 90+ | 419 | 60 |
| LEDDW-507-30 | 7 | 30° | 90+ | 394 | 56 |
| LEDDW-507-40 | 7 | 40° | 90+ | 400 | 57 |
| LEDDW-508-17 | 8 | 17° | 90+ | 575 | 68 |
| LEDDW-508-30 | 8 | 30° | 90+ | 540 | 70 |
| LEDDW-508-40 | 8 | 40° | 90+ | 556 | 72 |
| LEDDW-509-17 | 9 | 17° | 90+ | 705 | 78 |
| LEDDW-509-30 | 9 | 30° | 90+ | 658 | 73 |
| LEDDW-509-40 | 9 | 40° | 90+ | 676 | 75 |
| LEDDW-511-17 | 11 | 17° | 90+ | 830 | 75 |
| LEDDW-511-30 | 11 | 30° | 90+ | 795 | 72 |
| LEDDW-511-40 | 11 | 40° | 90+ | 818 | 74 |
| LEDDW-713-20 | 13 | 20° | 90+ | 1,211 | 93 |
| LEDDW-713-30 | 13 | 30° | 90+ | 1,194 | 92 |
| LEDDW-713-40 | 13 | 40° | 90+ | 1,123 | 86 |
| LEDDW-713-55 | 13 | 55° | 90+ | 1,167 | 90 |
| LEDDW-719-20 | 19 | 20° | 90+ | 1,689 | 84 |
| LEDDW-719-30 | 19 | 30° | 90+ | 1,676 | 84 |
| LEDDW-719-40 | 19 | 40° | 90+ | 1,599 | 80 |
| LEDDW-719-55 | 19 | 55° | 90+ | 1,659 | 83 |
| LEDDW-726-20 | 26 | 20° | 90+ | 2,217 | 85 |
| LEDDW-726-30 | 26 | 30° | 90+ | 2,204 | 85 |
| LEDDW-726-40 | 26 | 40° | 90+ | 2,107 | 81 |
| LEDDW-726-55 | 26 | 55° | 90+ | 2,227 | 86 |
| LEDDW-730-20 | 30 | 20° | 90+ | 2,539 | 85 |
| LEDDW-730-30 | 30 | 30° | 90+ | 2,493 | 83 |
| LEDDW-730-40 | 30 | 40° | 90+ | 2,379 | 79 |
| LEDDW-730-55 | 30 | 55° | 90+ | 2,491 | 83 |
| LEDDW-936-30 | 36 | 30° | 90+ | 3,032 | 84 |
| LEDDW-936-45 | 36 | 45° | 90+ | 3,018 | 84 |
| LEDDW-936-55 | 36 | 55° | 90+ | 3,090 | 86 |
| LEDDW-936-90 | 36 | 90° | 90+ | 3,157 | 88 |
| LEDDW-940-30 | 40 | 30° | 90+ | 3,325 | 83 |
| LEDDW-940-45 | 40 | 45° | 90+ | 3,308 | 83 |
| LEDDW-940-55 | 40 | 55° | 90+ | 3,428 | 86 |
| LEDDW-940-90 | 40 | 90° | 90+ | 3,449 | 86 |

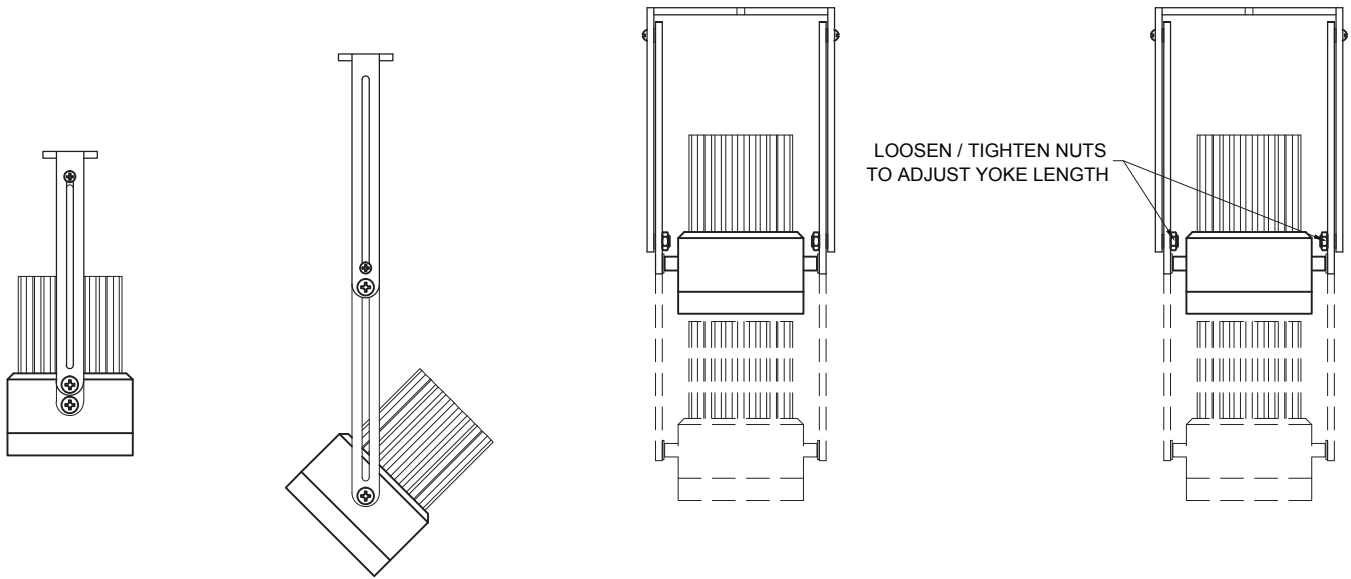
Modular Multiples®

The Original Multiple Light Family of Fixtures

Fixture Options

Extendable Yokes

ADD -EY TO END OF MODEL NUMBER



Shielding Options

ADD SHIELDING OPTION CODE (BELOW) TO END OF MODEL NUMBER



FILTER RING (STANDARD)

SHIELDING CYLINDER (-CY)

Lutron Athena Wireless Nodes



ATHENA WIRELESS NODE
WHITE (AWN-WH)

ATHENA WIRELESS NODE
BLACK (AWN-BL)

Filter Media

ADD FILTER MEDIA CODE (BELOW) TO END OF MODEL NUMBER

